

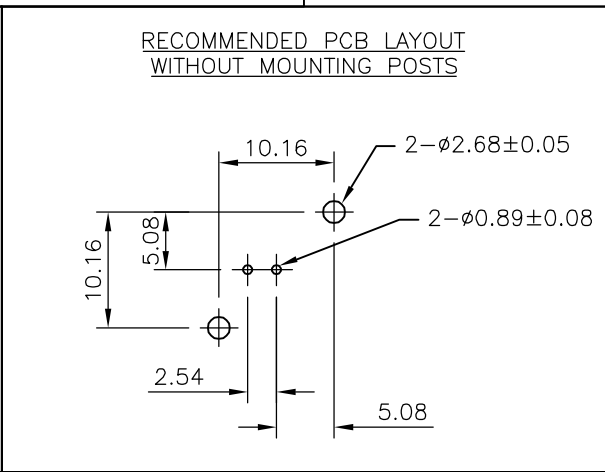
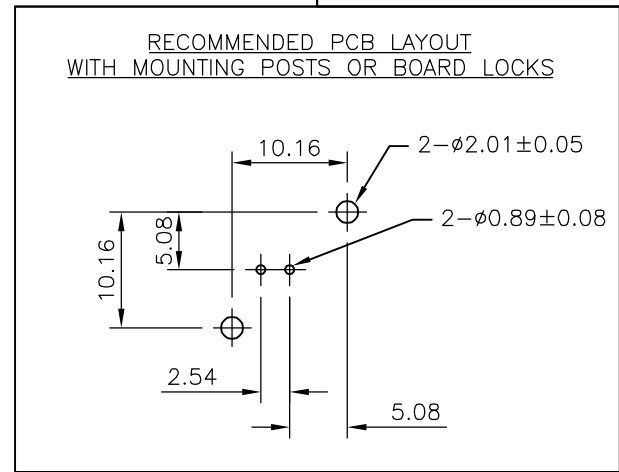
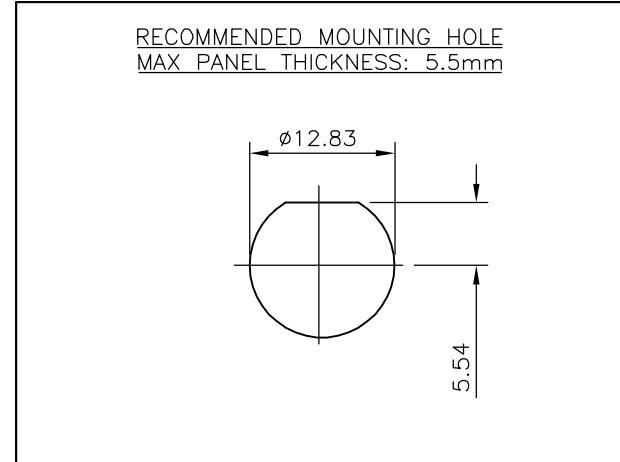
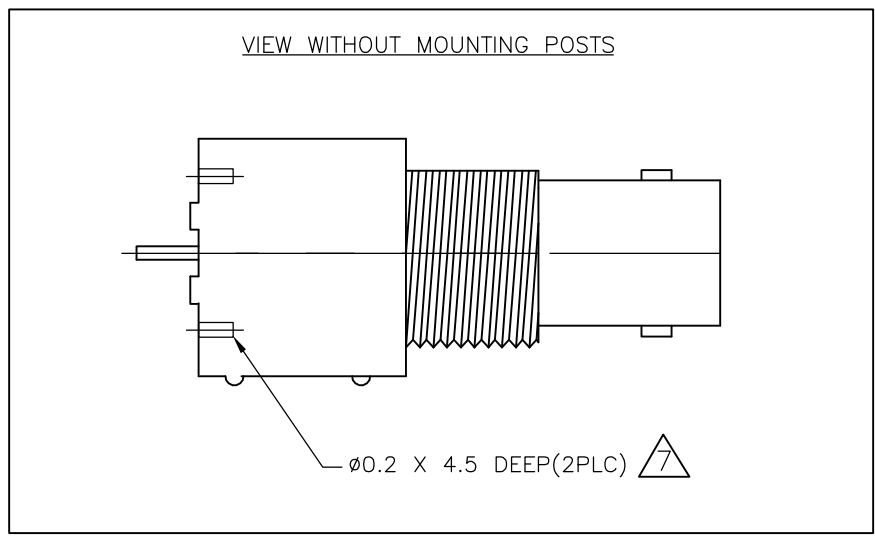
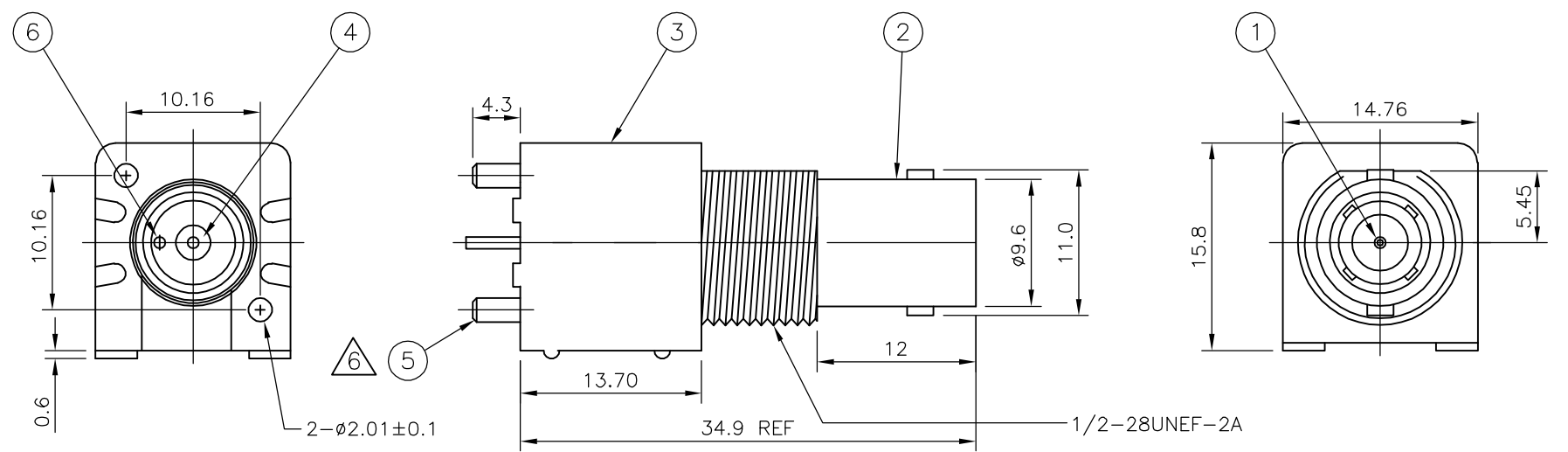
THIS DRAWING IS UNPUBLISHED. RELEASED FOR PUBLICATION JULY, 2005.
 © COPYRIGHT 2005 BY TYCO ELECTRONICS CORPORATION. ALL RIGHTS RESERVED.

LOC	DIST	REVISIONS					
E	B	P	LTR	DESCRIPTION	DATE	DWN	APVD
		A		FIRST ISSUE	18JUL05	JMS	FWK

- NOTES:
- 1. SINGLE PACK IN ACCORDANCE WITH AMP SPEC 107-3275
 - 2. 50 TRAY PACK IN ACCORDANCE WITH AMP SPEC 107-3275
 - 3. Au PLATING OVER Ni PLATING OVER Cu PLATING
 - 4. Ni PLATING OVER Cu PLATING
 - 5. TIN PLATING
 - 6. MOUNTING POSTS ARE OPTIONAL SEE TABLE FOR PART NUMBERS
 - 7. RECOMMENDED SELF-TAPPING SCREW 221108-4
 - 8. RECOMMENDED MOUNT NUT 1-1634816-0
 - 9. RECOMMENDED LOCKWASHER 1-1634817-0
 - 10. CHARACTERISTICS

FREQUENCY RANGE:	DC-2GHz
NOMINAL IMPEDANCE:	75 OHMS
WORKING VOLTAGE:	500V RMS
INSULATION RESISTANCE:	5000 MOHMS
DIELECTRIC WITHSTAND VOLTAGE:	1500V RMS
CONTACT RESISTANCE:	
CENTRE CONTACT	1.5 mOHMS
OUTER CONTACT	0.2 mOHMS
 - 11. MECHANICAL CHARACTERISTICS

DURABILITY:	50 CYCLES
-------------	-----------
 - 12. FOR TECHNICAL DATA REFER TO YOUR LOCAL TYCO ELECTRONICS SALES OFFICE
 - 13. ALL DIMENSIONS ARE NOMINAL FOR REFERENCE ONLY UNLESS OTHERWISE STATED



QTY	1	1	1	1	MATERIAL	DESCRIPTION	ITEM
					BRASS	SOLDER TAIL	6
					BRASS	MOUNTING POST	5
					PE-606	INSULATOR	4
					PBT BLACK	HOUSING	3
					ZINC ALLOY	BODY	2
					BRASS	CONTACT	1
	6--1	1--1	6--0	1--0			
QUANTITY PER ASSY				PARTS LIST			

THIS DRAWING IS A CONTROLLED DOCUMENT.		DWN J.SANDWELL 18JUL05	Tyco Electronics Corporation Bideford, UK, EX39 4HE	
DIMENSIONS: mm		CHK S.PARLOW 18JUL05		
TOLERANCES UNLESS OTHERWISE SPECIFIED:		APVD F.WHEELER-KING 18JUL05	NAME	
0 PLC ± - 1 PLC ± - 2 PLC ± - 3 PLC ± - 4 PLC ± - ANGLES ± -		PRODUCT SPEC 108-3435	BNC STRAIGHT INSULATED PCB SOCKET 75 OHM BLACK	
MATERIAL SEE TABLE		APPLICATION SPEC	SIZE A3	CAGE CODE 00779
FINISH SEE TABLE		WEIGHT -	DRAWING NO C-1634629	RESTRICTED TO -
CUSTOMER DRAWING			SCALE 1:1	SHEET 1 OF 1
			REV A	